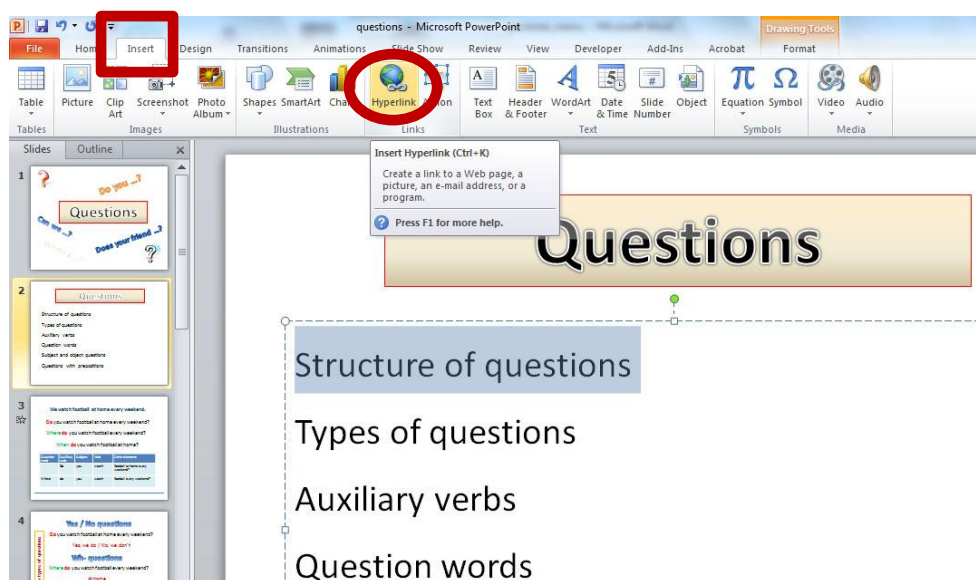
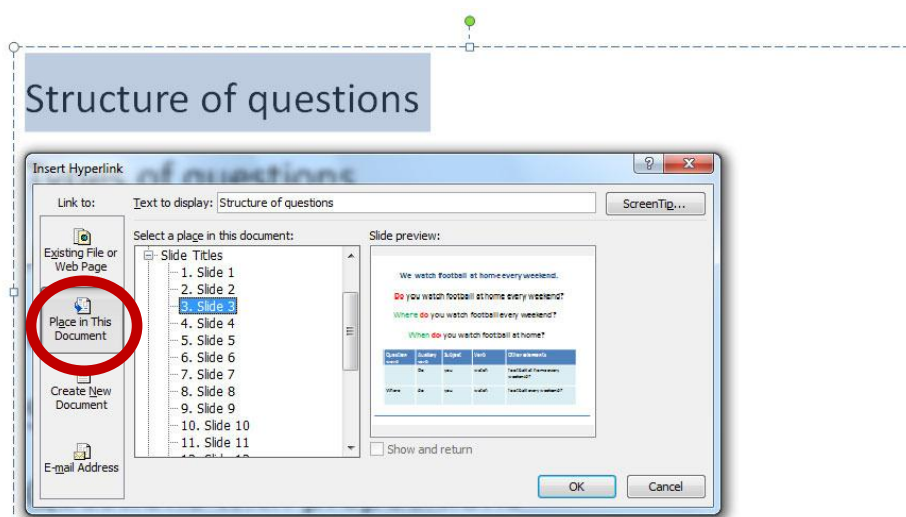


GRAMMAR MENU – POWERPOINT 2010

- 1) Create the slides with the grammar explanations, examples and theory. As you do this, keep the first or second slide blank, because we are going to create the table of contents there once we know all the slides we have and in which slide does each section begin.
- 2) Select the content you want to link and click on Insert / Hyperlink.



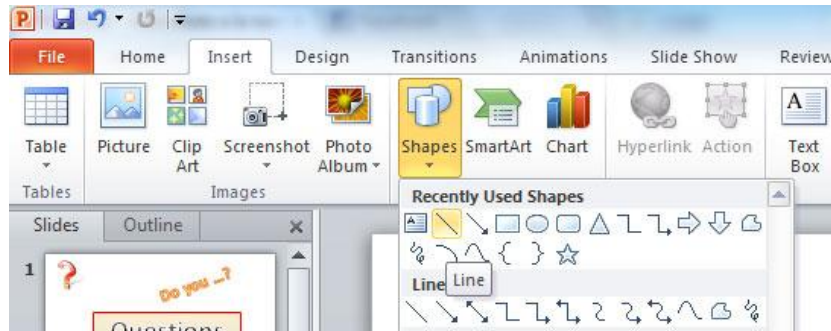
- 3) In the Hyperlink menu, choose “Place in this document” and click on the slide you want the link to point to.



ELTeaching.com

English Language Teaching & Learning

- 4) When we've done this, we can move from the table of contents to the slides. However, we often want to move back from a slide to the table of contents. To do this, we link a shape or any other element in the slide to the table of contents.



We watch football at home every weekend.

Do you watch football at home every weekend?

Where do you watch football every weekend?

When do you watch football at home?

Question word	Auxiliary verb	Subject	Verb	Other elements
	Do	you	watch	football at home every weekend?
Where	do	you	watch	football every weekend?

